

# Item #3

## VIETNAM VETERANS DAY PROCLAMATION

**WHEREAS;** On January 12, 1962, United States Army pilots lifted more than 1,000 South Vietnamese service members over jungle and underbrush to capture a National Liberation Front stronghold near Saigon. Operation Chopper marked America's first combat mission against the Viet Cong and the beginning of one of our longest and most challenging wars. Through more than a decade of conflict that tested the fabric of our Nation, the service of our men and women in uniform stood true. Today, we honor the more than 3 million Americans who served, we pay tribute to those we have laid to rest, and we reaffirm our dedication to showing a generation of veterans the respect and support of a grateful Nation; and

**WHEREAS;** The Vietnam War is a story of service members of different backgrounds, colors, and creeds who came together to complete a daunting mission. It is a story of Americans from every corner of our Nation who left the warmth of family to serve the country they loved. It is a story of patriots who braved the line of fire, who cast themselves into harm's way to save a friend, who fought hour after hour, day after day to preserve the liberties we hold dear. From Ia Drang to Hue, they won every major battle of the war and upheld the highest traditions of our Armed Forces; and

**WHEREAS;** Eleven years of combat left their imprint on a generation. Thousands returned home bearing shrapnel and scars; still more were burdened by the invisible wounds of post-traumatic stress, of Agent Orange, of memories that would never fade. More than 58,000 laid down their lives in service to our Nation. Now and forever, their names are etched into two faces of black granite, a lasting memorial to those who bore conflict's greatest cost; and

**WHEREAS;** Our veterans answered our country's call and served with honor, and on March 29, 1973, the last of our troops left Vietnam. Yet, in one of the war's most profound tragedies, many of these men and women came home to be shunned or neglected -- to face treatment unbecoming their courage and a welcome unworthy of their example. We must never let this happen again. Today, we reaffirm one of our most fundamental obligations: to show all who have worn the uniform of the United States the respect and dignity they deserve, and to honor their sacrifice by serving them as well as they served us. Over half a century after those helicopters swept off the ground and into history, we pay tribute to the fallen, the missing, the wounded, the millions who served, and the millions more who awaited their return. Our Nation stands stronger for their service, and on Vietnam Veterans Day, we honor their proud legacy with our deepest gratitude.

**NOW, THEREFORE, I,** Joanna Morgan, Mayor of the City of Smithville, do hereby Proclaim March 29, 2021, as

## VIETNAM VETERANS DAY

in the City of Smithville, Texas. I urge all citizens to join me in recognizing the dedication and sacrifice of our Vietnam Veterans.

**IN WITNESS WHEREOF,** I have hereunto set my hand and caused the Seal of the City of Smithville to be affixed this 8<sup>th</sup> day of March 2021.

ATTEST:

\_\_\_\_\_  
Joanna Morgan, Mayor

\_\_\_\_\_  
Jennifer Lynch, City Secretary

**Proclamation  
Honoring Clinton Marie Wright  
November 2, 1929 - February 11, 2021**

**WHEREAS,** The Mayor and City Council of the city of Smithville, from time to time, recognize local citizens who have distinguished themselves; and

**WHEREAS,** Clinton Marie Wright is recognized as a distinguished citizen of Smithville who has served at the national, state, and local level in governmental positions, managed a business, and continued her work in the community after retirement; and

**WHEREAS,** Clinton Marie Wright was born November 2, 1929, to Ivy Ruth Smith and Carl Lee Deary. She began her education at Smithville Colored School and graduated from Temple High School at age sixteen when her family moved to Temple. She earned a degree in Home Economics from Huston-Tillotson College in Austin, Texas, and attended the University of Southern California as a doctoral candidate; and

**WHEREAS,** Mrs. Wright began her Civil Service career in Washington DC with the Federal Government with OSHA and the Department of Labor, advancing to Deputy Director of the Women's Bureau; and

**WHEREAS,** After retirement, she returned home to Smithville to assist her mother and stepfather Thomas Pendergrass, Jr. in the management of Pendergrass-Peoples Mortuary, the oldest continuously owned Black business in Smithville and Bastrop County. Upon their passing, she took over the business; and

**WHEREAS,** She was elected to the Smithville City Council in 1987 where she served as Mayor Pro Tem through 1994; and

**WHEREAS,** In 1994 she was appointed by Governor Ann Richards to the LCRA Board of Directors representing Bastrop County, serving through 1997. She worked with the City of Smithville, Texas Parks and Wildlife, and the LCRA in the development of the Vernon Richards Riverbend Park; and

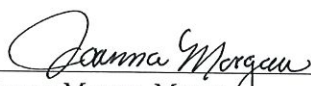
**WHEREAS,** She continued to be active in the community, serving with the Smithville Noon Lions Club, Smithville Savings and Loan Board of Directors, CenTex Family Services which became the Head Start Program in Bastrop, Fayetteville, Lee, and Colorado counties. She also served on the Bastrop County Court Appointed Special Advocates (CASA) Board and she was one of the founders of the Bastrop County Martin Luther King Holiday Commission. She was an active member of Mt. Pilgrim Baptist Church.

**NOW, THEREFORE,** be it proclaimed by the Mayor and the City Council of the City of Smithville, Bastrop County, Texas, that March 8, 2021, be recognized as:


**Clinton Marie Wright day**

And all citizens of Smithville are urged to join us in honoring the memory and the legacy of this distinguished citizen of our community.

**IN WITNESS WHEREOF,** I have hereunto set my hand and caused the Seal of the City of Smithville to be affixed this 8<sup>th</sup> day of March 2021.

  
Joanna Morgan, Mayor

ATTEST:

  
Jennifer Lynch, City Secretary

# Item #4



CITY OF SMITHVILLE

FEBRUARY 8, 2021

COUNCIL MEETING

Present: Councilmembers, Mike Kahanek, Janice Bruno, Bill Gordon, Joanna Morgan, Sharon Foerster, Rhonda Janak, and City Manager Robert Tamble. This meeting was a zoom Conference call.

**Open Meeting:** Call to order: Mayor Morgan called the meeting to order at 6:00 p.m.

Invocation: Robert Tamble gave the invocation.

Recognition/Awards/Proclamations/Announcements/Presentations: Mayor Morgan read a proclamation for "African American History Month".

Citizen Comments: None

Discussion and Action on appointing Rhonda Janak to fill the Place 4 unexpired councilmember term until the May 1, 2021, Special Election. Councilman Gordon made a motion to approve the appointment. Councilwoman Foerster seconded and the motion passed unanimously.

Administering of Pre-Oath and Oath of Office to newly appointed Official: City Secretary Jennifer Lynch gave pre-oath and Mayor Morgan gave the oath to Rhonda Janak.

Citizen Comments: None

Approval of the minutes from January 11, 2021, Council Meeting and Public Hearing: Councilwoman Bruno moved to approve the minutes. Councilman Gordon seconded and the motion passed unanimously.

Hear recommendation from Planning and Zoning on:

- a. on a zone change from SF-1 to C3, 20. 93 Acres including Tract 1 20.767 Acres & 2093 ft2 in a Thomas DeCrow Survey A27 Tract 4B, Acres 0.163, R871603 & R78145, Owner Pentric Incorporated, agent David M. Cox.
- b. on a front and side yard variance on all four lots located at 401 N. Main St., Smithville City Block 13, Lots 5,6,7 & 8, R19169, property owner Bracton & Mary Bledsoe.

**Public Hearing:**

- a. on a zone change from SF-1 to C3, 20. 93 Acres including Tract 1 20.767 Acres & 2093 ft2 in a Thomas DeCrow Survey A27 Tract 4B, Acres 0.163, R871603 & R78145, Owner Pentric Incorporated, agent David M. Cox. No one signed up to speak for or against this item.
- b. on a front and side yard variance on all four lots located at 401 N. Main St., Smithville City Block 13, Lots 5,6,7 & 8, R19169, property owner Bracton & Mary Bledsoe. No one signed up to speak for or against this item.

## Open Meeting:

### Council Discussion and Action on:

- a. on a zone change from SF-1 to C3, 20. 93 Acres including Tract 1 20.767 Acres & 2093 ft2 in a Thomas DeCrow Survey A27 Tract 4B, Acres 0.163, R871603 & R78145, Owner Pentric Incorporated, agent David M. Cox. Councilman Gordon made a motion to approve the amendment. Councilwoman Foerster seconded and the motion passed unanimously.
- b. on a front and side yard variance on all four lots located at 401 N. Main St., Smithville City Block 13, Lots 5,6,7 & 8, R19169, property owner Bracton & Mary Bledsoe. This item was pulled by the owner due to an ordinance being passed in January that would allow front and side yards instead of being prohibited. There was no action taken.

Citizen Comments on: John Harris with Waste Connection spoke about his company.

Discussion and Action on entering into a contract with Waste Management, Inc. (WMI): The City's solid waste contract is up for renewal. The proposed 5-year contract allows for 2X per week household garbage service with bulk service once per month (limited to 4-yards) per residential customer. One major difference between this contract and the previous contract is the distribution of a 96-gallon poly cart (with lid) to every residential customer. There will be no charge to residential customers for the delivery of the cart. However, each customer must use the new cart as the trash will not be picked up if it is not contained in any container other than the poly cart. This will result in greater operational efficiency and ensure household trash is contained. There will be no increase to the \$33.17 that residential customers are currently paying for garbage service per month. Future contract increases will be based upon the percentage increase in the Consumer Price Index (CPI) and the Energy Information Administration of the US Department of Energy ("EIA/DOE") diesel fuel adjustment prior to the annual anniversary of the contract with a 5% cap. The new 5-year contract will go into effect on March 1, 2021, with the distribution of the new poly-carts within 30-days. In addition, a marketing/education campaign will be launched to ensure citizens understand the new requirements. We are one of the few municipalities in the Central Texas area that still offers 2X per week garbage service, bulk service, AND leaf/limb pick-up service. Councilwoman Bruno made a motion to approve the contract with Waste Management. Councilwoman Foerster seconded and the motion passed unanimously.

Citizen Comments: None

Discussion and action on entering into a Standard Utility Agreement (SUA) and Advance Funding Agreement (AFA) with TXDOT for the relocation of water and wastewater utilities in support of the SH95 expansion/improvement project: On September 26, 2019, the TXDOT APPROVED the City's request for \$3.8M in funding to relocate utilities in the Right-of-Way (ROW) as part of the SH95 expansion project. During the 86th Legislative session, SB-1512 amended Section 203.092 of the Texas Transportation Code to establish provisions for utilities relocation at the expense of the state. These provisions pertain to specific conditions for which the City of Smithville would qualify. Specifically:

- population of less than 5,000
- financial condition that prevents the municipality from being able to pay the cost of relocation
- at least five (5) disaster declarations made by the President of the US in the six-year period preceding the proposed date of the relocation

Per SB-1512, TXDOT will cover the expense to relocate any existing utilities within the ROW but will not pay for any utility upgrades (also known as "elective betterments") unless the upgrades are driven by safety and/or regulatory requirements (e.g., fire flow). It is the City's intent to upgrade



all water and sewer lines along the SH95 expansion in a manner that will support future growth. As such, the City will still be responsible for a portion of the cost for these upgrades (approximately \$50k). TXDOT has also agreed to manage the project under a Standard Utility and Advance Funding Agreement (AFA). Going forward, the City will be working closely with TXDOT to coordinate activities among the multiple utility entities involved (e.g., Time Warner, AT&T, CenterPoint Energy, etc.). Construction is tentatively scheduled for January 2022. Approval of the TXDOT SUA and AFA will allow allocation of funding for this project as well as the reimbursement of engineering expenses and staff time incurred by the City in support of the SH95. Councilwoman Foerster made a motion to approve entering into a Standard Utility Agreement (SUA) and Advance Funding Agreement (AFA) with TXDOT for the relocation of water and wastewater utilities in support of the SH95 expansion/improvement project. Councilman Gordon seconded and the motion passed unanimously.

Citizen Comments: None

Discussion and Action on a Resolution amending Resolution #2021-01-461 Calling the Special Election by adding filing period deadlines: Resolution #2021-01-461 must be amended to reflect the March 1, 2021 deadline for candidates to be placed on the Special Election ballot for Mayor and Place 4 Alderman. Councilwoman Bruno made a motion to approve the Resolution. Councilwoman Foerster seconded and the motion passed unanimously.

Citizen Comments: None

Discussion and Action on authorizing the City Manager to grant COVID-19 sick time hours to newly-hired City employees: Request authorization to grant 40-hours sick time to newly hired full-time employees and 24-hours of sick time to newly hired part-time employees. Councilman Kahanek made a motion to approve the COVID-19 sick time hours. Councilwoman Janak seconded and the motion passed unanimously.

Citizen Comments: None

Discussion and Action on the Financial Report: Councilman Gordon made a motion to approve the Financial Report. Councilwoman Foerster seconded and the motion passed unanimously.

*Adjourn:* at 7:04 p.m.

---

Joanna Morgan, Mayor

Attest:

---

Jennifer Lynch, Asst. City Secretary

# Item #5

**RESOLUTION # 2021-03-463**

**DECLARATION OF A  
LOCAL STATE OF DISASTER**

A DECLARATION OF DISASTER RESOLUTION OF THE CITY OF SMITHVILLE, TEXAS, DECLARING THAT A PROLONGED WINTER WEATHER STORM CAUSED IMMINENT THREAT OF DISASTER IN THE CITY OF SMITHVILLE AND DECLARING A STATE OF DISASTER IN THE CITY OF SMITHVILLE, TEXAS; PROVIDING AN EFFECTIVE DATE:

**WHEREAS**, the City of Smithville, Texas, is experiencing the occurrence and imminent threat of widespread and severe property damage, injury, and the potential loss of life due to prolonged freezing temperatures, heavy snow, and freezing rain; and

**WHEREAS**, on February 12, 2021, Texas Governor Greg Abbott declared a State of Disaster for all counties in Texas; and

**WHEREAS**, on February 14, 2021, United States President Joe Biden enacted a Federal Emergency Declaration for the State of Texas; and

**WHEREAS**, Section 418.004(1) of the *Texas Government Code* define a disaster to be "the occurrence or imminent threat of widespread or severe damage, injury, or loss of life or property resulting from any natural or man-made cause"; and

**WHEREAS**, the Mayor of the City of Smithville has determined from information provided by City of Smithville Emergency Management personnel and other emergency services agencies serving the City of Smithville, Texas, that extraordinary measures may need to be taken to alleviate and prevent the suffering of people and to protect or rehabilitate property; and

**WHEREAS**, due to the disaster conditions as cited herein the Mayor of the City of Smithville is authorized to act to protect the health, safety, and welfare of the City's citizens; and

**WHEREAS**, by this declaration, I declare all municipal rules and regulations that may inhibit or prevent prompt response to this threat are hereby temporarily suspended for the duration of the incident; and

**WHEREAS**, this declaration is hereby enacted in accordance with the authority vested in my office pursuant to Texas Government Code Chapter.

**WHEREAS**, this will become Effective upon the date of Approval.

**PASSED and APPROVED** by the City Council of Smithville, Texas on the 8<sup>th</sup> day of March 2021.

**CITY OF SMITHVILLE:**

\_\_\_\_\_  
Joanna Morgan, Mayor

Attest:

\_\_\_\_\_  
Jennifer Lynch, City Secretary



# Item #6

MAYOR  
JOANNA MORGAN

MAYOR PROTEM  
BILL GORDON

COUNCIL MEMBERS  
SHARON FOERSTER  
JANICE BRUNO  
MIKE KAHANAK  
RHONDA JANAK

CITY MANAGER  
ROBERT TAMBLE



317 MAIN STREET  
P.O. BOX 449  
SMITHVILLE, TEXAS 78957  
(512) 237-3282  
FAX (512) 237-4549

## MEMO

**TO:** Smithville City Council, Mayor, City Manager, and Community  
**FROM:** TCA program Way Finding Sign Jury  
**DATE:** March 5, 2021  
**RE:** Recommendation for Main Street Way Finding Sign Concepts

---

The Texas Commission on the Arts awarded a grant to partially fund the Main Street Way Finding Signs in the fall of 2020. Three artists/designers submitted concepts.

The Selection Process consists of three parts:

- 1) A public survey was promoted through FB, Next Door, emails, and other venues (the results of that survey are included);
- 2) The Jury met to discuss the concepts in light of the survey results and with technical expertise related to installation of the signs;
- 3) The Jury's recommendations are now passed forward to the City Council for your final approval of the selection of the concept.

The TCA Way Finding Sign Jury consists of: Valerie Savage, Pam Latham, and Jason Lynch, with technical assistance from Ed Balusek.

The Jury met on March 4, 2021 at 4PM via Zoom.

**The Jury concurs with the results of the public survey and recommends that the Council approve Concept 3 ("Smithville History").**

**However, we suggest asking the designer to use the Smithville Train image on the signs for continuity with other way finding signs in town.**

---

### Links to the 3 Concepts:

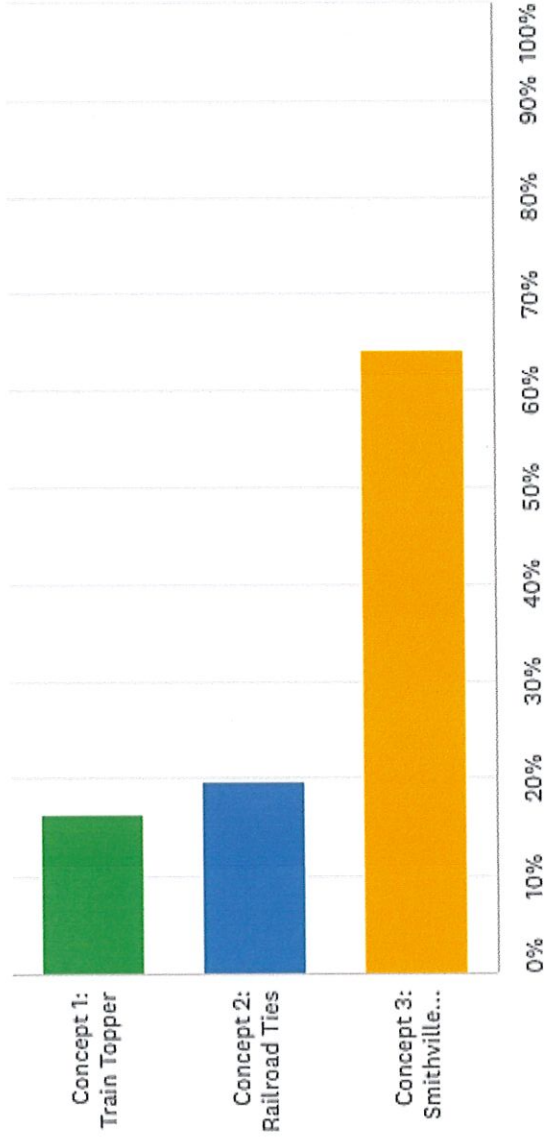
- **Concept 1:**  
[http://easyedit.ci.smithville.tx.us/filemanager/files/Cultural\\_District/WayfindingSigns/Wafinding\\_sign\\_proposal2.pdf](http://easyedit.ci.smithville.tx.us/filemanager/files/Cultural_District/WayfindingSigns/Wafinding_sign_proposal2.pdf)
- **Concept 2:**  
[http://easyedit.ci.smithville.tx.us/filemanager/files/Cultural\\_District/WayfindingSigns/City\\_Signage\\_SDTL.pdf](http://easyedit.ci.smithville.tx.us/filemanager/files/Cultural_District/WayfindingSigns/City_Signage_SDTL.pdf)
- **Concept 3:**  
[http://easyedit.ci.smithville.tx.us/filemanager/files/Cultural\\_District/WayfindingSigns/KampaSvilleWayfinding.pdf](http://easyedit.ci.smithville.tx.us/filemanager/files/Cultural_District/WayfindingSigns/KampaSvilleWayfinding.pdf)

# Smithville Wayfinding Signs– Final Results

March 4, 2021

After reviewing the details, please select your preferred sign.

Answered: 148    Skipped: 2



ANSWER CHOICES	RESPONSES
▼ Concept 1: Train Topper	24 16.22%
▼ Concept 2: Railroad Ties	29 19.59%
▼ Concept 3: Smithville History	95 64.19%
TOTAL	148
Comments (61)	



Response	Please provide any comments here.
	I think I'd rather see nothing at all. The street is beginning to look cluttery as it is, and I wonder if the ongoing directory changes that will need to be made will prove too burdensome. After all, decades ago, when Smithville was bustling, no one had any problem finding his/her way around. We are certainly as smart as they.
Concept 1: Train Topper	The map to businesses appears to be larger and more easily read by tourists.
Concept 1: Train Topper	Like the ability to distribute flyers about events. Very informative about city.
Concept 1: Train Topper	Keep it sleek and simple and no more mosaic art projects in town please. They are amazing, but we are getting mosaic heavy
Concept 1: Train Topper	It's kinda sad, though, that none of these markers points the way to the river. But it's OK to have one pointing to Hwy 71 out of town? Makes sense.
Concept 1: Train Topper	I liked the concept of #3 with the history included. I did NOT like it's structure. Looks like it should be on a city sidewalk, not a small town sidewalk. Keep the small town feel please.
Concept 1: Train Topper	I also like concept 3 but consider it too "busy" as wayfinder signage. I would to see it installed as a kiosk in front of the new Chamber Office/Visitor Center. The designers did a great job with it, and I would love to see it incorporated into the plan as a single display.
Concept 1: Train Topper	Concept 1 seems to direct a person to the most places in town. It finds the most ways with the least cost and is informative
Concept 2: Railroad Ties	Wow! This is a tough decision! I actually like them all. But I must go with the railway ties because of the art and originality. I love the mosaics happening all over town. I love the artsy feel it brings. I also totally agree with NOT having a box with paper info. What a waste that would be. My 2nd choice would be Smithville History. I like it a whole lot. I like the solar light idea, and it stands out, but it just feels too commercial for our beloved small town feel. Let's do our best to keep our blessed small town artsy and quirky, and different than the rest. Art makes everyone happy! It is necessary, like music is to keep our souls nourished. Thanks for hearing me, Renee Alexander
Concept 2: Railroad Ties	This was a tough choice! The originality and artistry of Concept 2 is what won me over. Use all three! #1 at the north end of Main, and 2 by the railroad museum. :-)
Concept 2: Railroad Ties	The sketch provided for concept 2 is lacking, but after reading the attached letter, I think these will be interesting and works of art.
Concept 2: Railroad Ties	Smithville is beginning to set itself apart from other towns and valuing our artists is one of those ways we are able to do that. Concept 1 and 2 are run of the mill. We need unique signage to fit with our unique community
Concept 2: Railroad Ties	Proposals 1, 3 are much too busy for wayfinding purpose. A simpler version of Proposal 1 might be practical at the Main Street gazebo area.
Concept 2: Railroad Ties	Love the artistic expression of 32. 3 is 2nd choice but definitely don't like 1.
Concept 2: Railroad Ties	It just looks so much more homey and unique. The other two could be found in any big city.



Response	Please provide any comments here.
Concept 2: Railroad Ties	I vote stay with local artist any chance I get ! This one is so Smithville, other 2 are fine , but just not as eclectic, which is what I like
Concept 2: Railroad Ties	I love the idea of using resources that not only reflect who Smithville is but are planet friendly. And adding mosaic touches would be in keeping with my image of the town.
Concept 2: Railroad Ties	I like to use the railroad ties And the concept of the winding Colorado river.
Concept 2: Railroad Ties	I like the simplicity and use of railroad ties . The others remind me of malls and too generic.
Concept 2: Railroad Ties	Feels most appropriate for our size/style town
Concept 2: Railroad Ties	Concept 2 represents the simplicity and artistry that makes Smithville a special town.
Concept 2: Railroad Ties	Concept 1 and 3 are generic and seem like they would clash with the downtown architecture. Concept 2 would fit in much better and tie into the rest of the town since there are glass mosaics in other places.
Concept 3: Smithville History	Wow! The high school really has done a great job with the historical facts in addition to the other pertinent information that needs to be on the yards. I like concept number one as a second place. Great job everyone!
Concept 3: Smithville History	Would like to understand how this would be updated/refreshed when needed for new businesses
Concept 3: Smithville History	While I love the artistic flair of option 2, I appreciate that 3 has more information and it goes beyond 1 to include photos of history which would be great for visitors and residents alike
Concept 3: Smithville History	While concept 2 is very Smithville, I think it will not age well for the served purpose. It is a beautiful idea for a welcome sign though. Concept 3 is very professional, simple to read with the history that we all love. It also allows for community sharing, etc with the bulletin design on the bottom. I believe a well put together and clean sign like 3 is needed for this purpose.
Concept 3: Smithville History	We have too much mosaic in town already. I like concept 3. It seems the most clean.
Concept 3: Smithville History	Three provides space for many features of down town. It's pleasant to the eye for everyone of all ages whom would read for such needed content.
Concept 3: Smithville History	Though it is more expensive, it offers versatility for advertising upcoming events, etc. I think it would look good and work well for the city.
Concept 3: Smithville History	This covers the way finding info with added historical info, which may be of interest to our visitor and has solar lighting at night.
Concept 3: Smithville History	This concept/rendering is phenomenal! I love that it serves as a way finding sign, plus has additional uses and includes history. Such a well thought out, beautiful execution.
Concept 3: Smithville History	They each have their merits but Concept 3 seems the most robust and dynamic!
Concept 3: Smithville History	The history one is beautiful, informative and so Smithville. and it holds brochures on Smithville's best. Love it!



Response	Please provide any comments here.
Concept 3: Smithville History	<p>Sent this before but don't think it went thru... Design 1- Simple, to the point, but looks like it belongs in a mall.</p> <p>2- Ugly, looks like a sad, Charlie Brown cross. Only adheres to 1 of the 5 design parameters, it fits into the existing bases. Their submission letter says outright they don't want to abide by the parameters. It appears the self serving "artist" is only looking for more places to inject their "art" instead of providing a service for tourists and newcomers. They can't/won't follow directions for the project. 3- Engaging, informative, well thought out, gives much more than parameter requirements. Pictures will engage the children while the parents are figuring out where to spend their MONEY!!! A true winner!!</p>
Concept 3: Smithville History	Please, NO MORE MOSAICS!!! They are destroying the essence of historic Smithville!
Concept 3: Smithville History	Love the solar green aspect. Worried about the upkeep. Love the historical information. PS. Like the artsy (2) one, good looking but just not all the information a 'tourist' needs. PSS concept 1 is just too commercial. Maybe we could get them to do some of the graphics for concept 3.
Concept 3: Smithville History	Just wanted to make sure our listing was changed to just "Your Mom's". Also Betty's is gone. Thanks!
Concept 3: Smithville History	I think this sign is very neat and informative.
Concept 3: Smithville History	i think our town has enough mosaic, and frankly its starting to look trashy. lets stick with a simple look. something that is easy to read, and frankly that's not ugly and tacky like concept #2
Concept 3: Smithville History	I really like the "Smithville History" design because it would add a clean, green, and modern look to our downtown and seems the easiest to change out information inside.
Concept 3: Smithville History	I like this design very much over the others. UV weathering is the only concern I have. I like the whole concept from design to logistics.
Concept 3: Smithville History	I like the images of historic Smithville being part of the signs.
Concept 3: Smithville History	I like the concept of including the history of Smithville, along with visuals, as well as the added aesthetics of the planters.
Concept 3: Smithville History	I like concept 3 because of the history it provides. Well done.
Concept 3: Smithville History	I also like Concept 2, but it is too sparse with regards to information. Concept 3 would be even better if it had a little of concept 2's flair, on the outer walls perhaps, or up top.
Concept 3: Smithville History	good information to be viewed either by vehicle or walking
Concept 3: Smithville History	Gives good historical info re Smithville while showing good directions to the downtown area for visitors. Plus it lights up at night!
Concept 3: Smithville History	Design 1- simple, to the point, but looks like it belongs in a mall. 2- Ugly, looks like a sad Charlie Brown cross. Only adheres to 1 design parameter, fits into existing base. Submission letter says outright they don't want to follow parameters. Appears the self serving "artist" is only looking for more places to inject their "art", not provide a service for tourists and newcomers. They can't/won't follow directions for the project. 3- Engaging, informative, well thought out, gives much more than parameter requirements. Pictures will engage the children while the parents are figuring out where to spend their MONEY!! A true winner!

Response	Please provide any comments here.
Concept 3: Smithville History	Concept 3-I love the history tidbits and the fact the sign can be lit at night. Basic directions are clear, easy to read by drivers and pedestrians. Really doesn't need the extra paper/pamphlets...even if empty, info is all on the sign. Concept 1: Simple, basic. I don't like the pamphlet box. It's too easy to stay empty, sort of like the always empty boxes by realtors' signs in front of houses. Concept 2: The Railroad ties are beautiful but perhaps too minimal. Concept 3 really helps explain Smithville's origin and the history that went into making Smithville what it is today. Concept 3 looks more inviting and modern. Concept 3 allows for multiple locations to be indicated on the map and the sleek design is modern. The planter boxes are an interesting addition but I think the solar powered lighting for after dark is a must. Clearing merchandise on sidewalks in front of businesses would be appreciated. A tripping hazard. By far the best design!! Attractive and multi-functional. All great ideas but for me, concept 3 stands out by far! Thanks! 2 is least favorite #3 provides the most information
Concept 3: Smithville History	#3 engages the visitor and explains some city history and MKT RR pride. The solar panels helping to light the signs shows city's progress and "green" ideas. The ability to change the information to match the seasons and seasonal activities is an added bonus! #2 might be cute to look at but does not do the job of showing the visitors where to find things to do or places to spend their money in Smithville. #1 is informational but reminds me of a big city indoor mall sign that shows "You are here". This is nice, but #3 just seems nicer for Smithville.
Concept 3: Smithville History	-More versatile and informative = #3 -Nice = #1 -What's the point, no info compared to both the others = #2



### Additional Emailed Comment

#### Comment

Fran Hunter <[franshunter@gmail.com](mailto:franshunter@gmail.com)>

Fri 2/26, 12:36 PM

I know it's more expensive, but think about weighing the quality and sheer public historic and current info avail on #3 higher. Think of what is best for Smithville on this one. My opinion, not everyone chooses based on what's best and most cohesive for marketing and tourism, because they don't understand how it works.

Fran S. Hunter

[franshunter@gmail.com](mailto:franshunter@gmail.com)

512-801-4200

-----  
Bastrop County Long Term Recovery Team

Smithville Education Foundation

Bastrop County Character Education

#### Response

Jill Strube

Fran Hunter <[franshunter@gmail.com](mailto:franshunter@gmail.com)>

They all cost the same amount.

None are more expensive.

You are the second person to say that, so I'm going to make it clear on the survey.

Thanks,

j

Jill Strube, Ph.D.

Director, Economic Development & Grants Administration

City of Smithville

PO Box 449

Smithville, TX 78957

(512) 237-3282 x 2109

[jstrube@ci.smithville.tx.us](mailto:jstrube@ci.smithville.tx.us)

# Item #7

## CityManager

---

**From:** Bill Gordon  
**Sent:** Tuesday, March 2, 2021 11:38 AM  
**To:** paul.pape@co.bastrop.tx.us  
**Cc:** bavoights@capcog.org; CityManager; Joanna Morgan; Janice Bruno; dsp@prismnet.com  
**Subject:** Resignation

TO: Judge Paul Pape, Chair, Executive

cc: Betty Voights, Joanna Morgan, Robert Tample, Janice Bruno

Judge Pape,

Effective upon your acceptance, I am resigning my position as a member of the Capitol Area Council of Governments (CAPCOG) Executive Committee. Other personal duties will demand more of my time.

I highly recommend Janice Bruno to fill my position on the CAPCOG Executive Committee. Janice is a current Member of the Smithville City Council in addition to leading a number of other community organizations. Janice's credentials and experience represent a perfect fit for CAPCOG's mission and work. Please read about her work at "[www.smithvillecommunityclinic.org](http://www.smithvillecommunityclinic.org)." Janice's stellar service to Smithville and Bastrop County is second to none.

I treasure the interactions I have had with the many past and present members of CAPCOG. I saw a dedicated group, whose views and interests span a wide spectrum, work together to make our ten-county area a much, much better place to live and work. Our larger society could learn much from CAPCOG's way "getting things done."

I am forever grateful for the opportunity to have been able to observe and be a part of the work of CAPCOG. To all, thank you for the life-changing experience and to be a part of the team.

Kind Regards,



William A. Gordon

Council Member, City of Smithville

512-589-8154



## APPOINTMENT FORM - GENERAL ASSEMBLY REPRESENTATIVE CAPITAL AREA COUNCIL OF GOVERNMENTS

The governing bodies of CAPCOG's members designate General Assembly representatives.

Counties: Official appointments are made at Commissioners Court.  
Cities, Towns, Villages: Official appointments are made at City Council meetings.  
Organizations: Official appointments are made by the Board or other governing body.

### PLEASE COMPLETE THE FOLLOWING SECTION

Governing Body:

☐ County Commissioners Court (e.g., Travis County Commissioners Court)  
-OR-  
☒ City Council (e.g., Austin City Council)  
-OR-  
☐ Other (Board or other governing body)

Smithville Texas

City, County, or Organization being represented

Janice E. Bruno

Councilmember Place 5

Name of Representative

Position

317 Main Street or PO Box 449

Address

Smithville, Texas 78957

City, Zip Code

512-237-3282

512-237-4549

Telephone Number

Fax Number

jbruno@ci.smithville.tx.us

Email address (General Assembly Reps. will be subscribed to the CAPCOG Connections, Training, & Data Points email lists)

Check One:

☐ Reappointment  
☒ Filling Vacancy  
☒ Changing Representative

Mr. Bill Gordon

Name of Previous Representative

I confirm our governing body appointed the above individual to serve as a CAPCOG General Assembly Representative for the above entity on March 8, 2021.

Date of Meeting

Signature of Chief Elected Official/Chair of Governing Board

Date

Please fax this form to 512-916-6001 or email it to [dbrea@capcog.org](mailto:dbrea@capcog.org). For questions about completing this form, call Deborah Brea at 512-916-6018.



## Nomination Form to Serve on the Executive Committee

I, JANICE E. BRUNO, Council Member representing City of Smithville  
(Please print name) (Office or Title) (Name of Jurisdiction)

place my name in nomination for the following seat on Capital Area Council of Governments (CAPCOG)  
Executive Committee (Check one appropriate designation):

- |  |  |
|--|--|
| <input type="checkbox"/> Representative of a County                | <input type="checkbox"/> City with population between 25,000 and 100,000 |
| <input type="checkbox"/> Representative of the City of Austin      | <input checked="" type="checkbox"/> City with population under 25,000    |
| <input type="checkbox"/> City with population of more than 100,000 | <input type="checkbox"/> At-Large  |

PLEASE COMPLETE THE FOLLOWING SECTION

JANICE E. BRUNO  
Name of Representative

317 MAIN STREET  
Address

(512) 237-3282  
Telephone Number

jbruno@ci.smithville.tx.us  
Email address

Smithville, TX 78957  
City, Zip Code

\_\_\_\_\_  
Support Staff Contact Information

With my signature below, I acknowledge the following:

- I am a designated representative to the CAPCOG General Assembly for my jurisdiction.
- I am an elected or newly-elected (and not yet sworn in) official of the governing body of my jurisdiction.
- I understand that membership on the Executive Committee requires my attendance at meetings on the second Wednesday of every month, and that per the bylaws, four absences may result in vacating the seat.
- I understand that this nomination is for a term from Jan. 1, 2021 to expire Dec. 31, 2021.
- I understand in order to serve on the Executive Committee my jurisdiction must pay its CAPCOG membership dues by Dec. 1, 2020.
- I ensure that I will perform my duties as a public official in compliance with the nepotism provisions defined in Texas Government Code Chapter 573.

JANICE E. BRUNO  
Signature

\_\_\_\_\_  
Date

Submit this form via mail to the Capital Area Council of Council of Governments, 6800 Burleson Road, Building 301, Suite 165, Austin, TX 78744 or fax it to 512-916-6001; Attn: Deborah Brea. Or submit it via email to [dbrea@capcog.org](mailto:dbrea@capcog.org) with the subject line "2021 EC Nomination".

# Item #9



MAYOR  
JOANNA MORGAN

MAYOR PROTEM  
WILLIAM GORDON

COUNCIL MEMBERS  
SHARON FOERSTER  
JANICE BRUNO  
MIKE KAHANEK  
RHONDA JANAK

CITY MANAGER  
ROBERT TAMBLE



317 MAIN STREET  
P.O. BOX 449  
SMITHVILLE, TEXAS  
78957  
(512) 237-3282  
FAX (512) 237-4549

TO: Mayor and City Council  
FROM: Cynthia White  
DATE: March 5, 2021  
RE: February Financial Reports

Please find attached the Financial Report for February. Major expenditures included:

- ❖ 2005 CO's Debt Service payment to Bank of America - \$214,095 (final payment)
- ❖ 2019 CO's Debt Service payment to UMB Bank - \$126,963
- ❖ construction fees for Smithville Chamber of Commerce rebuild - \$26,644
- ❖ annual lease payment for the dump truck and the suction pump - \$38,729
- ❖ annual subscription fee to RecDesk for Recreation Center software - \$2,700
- ❖ reimbursement of rollback taxes paid by Hurta Real Estate - \$8,595
- ❖ construction fees for repairs at MLK Park - \$7,890
- ❖ fees to have Doug's Plumbing install PRV's at various locations - \$5,500
- ❖ BEFCO Engineering services for Highway 95 water/wastewater & electrical projects - \$3,765
- ❖ fee to remove sidewalk at 401 Gresham & plaster curb at 701 Burleson - \$2,300
- ❖ purchase of water department supplies (pipes, valves, etc.) - \$3,821
- ❖ and the monthly payments for fuel, city employee benefits, and garbage services.

Certificate of Obligations, Series 2019 expenses included:

- ❖ Citywide Tank Rehab Projects – site inspections & repairs at Dorothy Nichols Pedesphere - \$40,573

Grant expenditures for February included:

- ❖ St David's Parks with Purpose Grant: playscape at MLK Park - \$36,448
- ❖ TX State Library & Archives Commission CARES Grant – \$2,523

Have a safe and relaxing weekend –

*Cynthia*



**ESTIMATED FUND BALANCES****@ February 28, 2021****General Fund****Total Expenditures divided by 12 times 3 equals Recommended Fund Balance**

Note: the recommended fund balance for fiscal year 2020-2021 based on the  
General Fund's budgeted expenditures is:

5,008,912 divided by 12 times 3 equals \$ 1,252,228

Beginning Fund Balance @ October 1, 2019 \$ 1,345,230

Statement of Rev & Exp (YTD) @ September 30, 2020  
Revenues Over/Under Expenditures \$ 228,387

Statement of Rev & Exp (YTD) @ February 28, 2021  
Revenues Over/Under Expenditures \$ 734,465

Estimated Fund Balance @ February 28, 2021 \$ 2,308,082

Estimated Fund Balance Over/Under Recommended \$1,055,854

**Utility Fund****Total Expenditures divided by 12 times 3 equals Recommended Fund Balance**

NOTE: the recommended fund balance for fiscal year 2020-2021 based on the  
Utility Fund budgeted expenditures is:

6,982,972 divided by 12 times 3 equals \$ 1,745,743

NOTE: Recommended fund balance for utility fund should be compared to the  
current cash and investment balances.

**Balances @ February 28, 2021****CASH:**

Petty Cash Utility	\$ 500
Checking: Utility Operating	\$ 155,147
Checking: Utility Credit Card	\$ 261,346

**INVESTMENTS:**

CD: Utility - Operations	\$ 132,975
CD: Utility - Operations #2	\$ 108,899
CD: Designated Customer Deposits	\$ 96,356
CD: Utility - Customer Deposits	\$ 33,674
CD: Utility - '01 CO/SWS FNMA	\$ 120,452
LSIP: Utility - Operations	\$ 22,223

<b>TOTAL CASH &amp; INVESTMENTS:</b>	<u>\$ 931,072</u>
--------------------------------------	-------------------

Estimated Fund Balance Over/Under Recommended **(\$814,671)**

CITY OF SMITHVILLE			
CASH BALANCES & RESERVES		@ 2/28/21	@ 2/28/20
<b>CASH OPERATING ACCOUNTS:</b>			
General Fund	866,114		630,750
Utility Fund	155,147		76,671
Credit Card Pmts	302,054		651,028
Economic Development (IDF)	62,723		62,335
Fireman's Pension	30,769		32,889
HOMES Grant Fund	239		201
HRA Trust Fund	57,458		65,509
Library Contributions Fund	194,491		189,612
Railroad Park	1,073		1,066
TxCDBG Project	61		61
COPS Hiring Program Grant	0		0
Police Seized Assets	2,495		2,479
Grants Account	62,561		51,667
HMGP Grants	0		0
TAP Loop 230 Sidewalks	0		0
Smithville Cares	3,729		3,706
Independence Park	5,915		5,878
Smithville TX Veterans Memorial Park	18,342		24,736
<b>Total Cash on Hand</b>	<b>1,763,171</b>		<b>1,798,588</b>
<b>INVESTED FUNDS</b>			
		<i>Matures</i>	
<b>CERTIFICATES OF DEPOSIT:</b>			
General - Operations	52,760	Aug-22	52,131
General - Library Contributions	131,167	Mar-21	129,580
General - Library Contributions	112,595	Nov-21	110,861
Utility - Operations	132,975	Apr-21	130,945
Utility - Operations #2	108,899	Aug-21	107,656
Utility - Designated Customer Deposits	96,356	Apr-22	95,648
Utility - Customer Deposits	33,674	Mar-22	33,426
Economic Development (IDF)	54,083	Dec-21	53,250
Utility '01 CO/SWS FNMA	120,452	Oct-21	118,361
<b>INVESTMENT POOL ACCOUNTS</b>			
General - Operations	1,008		1,002
Utility - Operations	22,223		30,103
Capital Replacement Fund	35		35
Interest & Sinking	345,536		344,091
'01 CofO Project Funds	0		32,136
'07 CofO Project Funds	75		75
'19 CofO Project Funds	2,002,589		2,867,342
<b>SAVINGS ACCOUNTS</b>			
Airport Fly-in	5,030		5,112
PEG Capital Fee	18,149		18,037
<b>TOTAL INVESTED FUNDS:</b>	<b>3,237,604</b>		<b>4,129,792</b>
<b>ACCOUNTS RECEIVABLE</b>			
Gen/Util - Miscellaneous	131,002		121,121
Utility Billings - Current	544,740		501,165
Utility Billings - Delinquent	157,650		80,537
<b>Total Accounts Receivable</b>	<b>833,392</b>		<b>702,822</b>
<b>TOTAL CASH &amp; RECEIVABLES</b>	<b>5,834,167</b>		<b>6,631,202</b>
<b>RESERVE AMOUNTS</b>			
Res Bond Debt Service	345,536		344,091
Res Bond Project Funds	2,002,664		2,899,553
Res Customer Deposits	111,732		110,482
Res Economic Development	116,806		115,585
Res Firemen's Pension	30,769		32,889
Designated Court Technology	0		0
Designated Library	438,252		430,054
Designated Police Ed/Op	3,149		1,293
Designated VFD Donations	0		0
Designated COPS Hiring Grant	0		0
Designated Police Seized Assets	2,495		2,479
Designated Grants Account	62,561		51,667
Designated HMGP Grants	0		0
Designated TAP Loop 230 Sidewalks	0		0
Designated-Independence Park	5,915		5,878
Designated-Veterans Memorial Park	18,342		24,736
Designated-Smithville Cares	3,729		3,706
<b>Total Reserve Amounts</b>	<b>3,138,219</b>		<b>4,018,707</b>
<b>ACCOUNTS PAYABLE</b>			
General	72,678		75,010
Utility	282,819		244,615
<b>Total Accts Payable</b>	<b>355,497</b>		<b>319,625</b>
<b>TOTAL RESERVES &amp; PAYABLES</b>	<b>3,493,717</b>		<b>4,338,332</b>
<b>UNRESTRICTED CASH &amp; RECEIVABLES</b>	<b>2,340,451</b>		<b>2,292,871</b>

CITY OF SMITHVILLE  
SUMMARY REVENUE / EXPENSE STATEMENT  
FISCAL YEAR 2020-21 @ February 28, 2021

	2020/2021 Y-T-D	2020/2021 BUDGET	2020/2021 % OF BUDGET USED/COLLECTED	2019/2020 @ 02/28	AMENDED 2019/2020 BUDGET	2019/2020 % OF BUDGET USED/COLLECTED
<b>REVENUES:</b>						
General Fund	2,851,962	4,928,912	57.86%	2,807,149	5,401,917	51.97%
Utility Fund	2,680,335	6,982,972	38.38%	2,613,098	6,892,892	37.91%
Maintenance Fund	29,812	102,212	29.17%	29,274	100,369	29.17%
Int & Sinking Fund	362,979	408,555	88.84%	351,304	429,414	81.81%
<b>TOTAL REVENUES</b>	<b>5,925,087</b>	<b>12,422,651</b>	<b>47.70%</b>	<b>5,800,825</b>	<b>12,824,592</b>	<b>45.23%</b>
<b>Unassigned Fund Balance for Chamber Rebuild</b>	<b>34,166</b>	<b>80,000</b>		<b>0</b>	<b>0</b>	
<b>EXPENSES:</b>						
General Fund	2,117,497	5,008,912	42.27%	2,019,387	5,265,699	38.35%
Utility Fund	3,064,506	6,982,972	43.89%	2,920,424	6,777,412	43.09%
Maintenance Fund	43,915	102,212	42.96%	43,170	100,369	43.01%
Int & Sinking Fund	387,325	408,555	94.80%	383,090	410,415	93.34%
<b>TOTAL EXPENSES</b>	<b>5,613,243</b>	<b>12,502,651</b>	<b>44.90%</b>	<b>5,366,071</b>	<b>12,553,896</b>	<b>42.74%</b>
<b>Revenues Over/(Under) Expenses</b>						
<b>M&amp;O Funds</b>	<b>336,190</b>			<b>466,540</b>		
<b>I&amp;S Fund</b>	<b>(24,346)</b>			<b>(31,786)</b>		
<b>Unassigned Fund Bal</b>	<b>34,166</b>			<b>0</b>		
<b>Total Over/(Under)</b>	<b>346,010</b>	<b>(0)</b>		<b>434,754</b>	<b>270,697</b>	

5/12th of budget would be 41.67%



**CITY OF SMITHVILLE  
GENERAL FUND RECAP  
2020-2021**

**FOR MONTH OF: February**

**REVENUES:**

	2020/2021 Y-T-D	2020/2021 BUDGET	2020/2021 % OF BUDGET USED/COLLECTED	2019/2020 02/28	AMENDED 2019/2020 BUDGET	2019/2020 % OF BUDGET USED/COLLECTED
Taxes	1,567,562	2,232,004	70.23%	1,511,247	2,146,353	70.41%
Licenses & Permits	55,121	88,527	62.26%	64,613	96,683	66.83%
Services	417,866	985,975	42.38%	427,364	970,544	44.03%
Court	18,199	68,000	26.76%	25,927	49,121	52.78%
Miscellaneous	758,561	1,510,836	50.21%	701,693	1,476,410	47.53%
Contributions	34,652	43,570	79.53%	76,306	662,806	11.51%
<b>TOTAL REVENUES</b>	<b>2,851,962</b>	<b>4,928,912</b>	<b>57.86%</b>	<b>2,807,149</b>	<b>5,401,917</b>	<b>51.97%</b>

**EXPENSES:**

Administration	191,847	411,764	46.59%	151,317	341,878	44.26%
Finance	46,853	102,276	45.81%	37,746	98,423	38.35%
Police	626,853	1,383,148	45.32%	564,982	1,314,274	42.99%
Animal Control	27,705	58,964	46.99%	27,596	58,009	47.57%
Court	23,920	76,451	31.29%	27,549	62,465	44.10%
Fire	50,216	88,066	57.02%	51,529	89,751	57.41%
Library	126,760	308,023	41.15%	125,534	309,826	40.52%
Community Service	21,444	47,514	45.13%	25,881	43,196	59.92%
Parks & Recreation	139,047	358,641	38.77%	180,993	400,757	45.16%
Recreation Center	126,011	324,164	38.87%	144,228	319,210	45.18%
Street & Alley	258,864	605,073	42.78%	219,339	537,443	40.81%
Solid Waste	319,155	914,184	34.91%	352,450	901,781	39.08%
Enforcement/Insp	41,516	120,894	34.34%	53,433	122,169	43.74%
Cemetery	34,610	85,841	40.32%	9,338	60,776	15.36%
Airport	49,933	47,372	105.41%	18,458	532,434	3.47%
Economic Development	32,761	76,536	42.80%	29,017	73,307	39.58%
<b>TOTAL EXPENSES</b>	<b>2,117,497</b>	<b>5,008,912</b>	<b>42.27%</b>	<b>2,019,387</b>	<b>5,265,699</b>	<b>38.35%</b>

**Revenues Over/(Under) 734,465 (80,000)**

**Unassigned Fund Balance  
for Chamber of Commerce  
Rebuild 34,166 80,000**

**Revenue Over/(Under) Expenses 768,631 0**

**CITY OF SMITHVILLE  
GENERAL FUND REVENUE RECAP  
2020-2021**

**FOR MONTH OF: February**

	2020/2021 Y-T-D	2020/2021 BUDGET	2020/2021 % OF BUDGET USED/COLLECTED	2019/2020 @ 02/28	AMENDED 2019/2020 BUDGET	2019/2020 % OF BUDGET USED/COLLECTED
<b>REVENUES:</b>						
<b>TAXES</b>						
Property Taxes	1,195,267	1,427,404	83.74%	1,146,476	1,315,838	87.13%
Franchise Taxes	39,644	105,600	37.54%	63,351	106,979	59.22%
Sales Taxes	319,761	678,000	47.16%	290,634	703,061	41.34%
Hotel/Motel Taxes	9,598	15,000	63.98%	9,102	14,093	64.58%
Mixed Beverage Tax	3,292	6,000	54.87%	1,684	6,382	26.39%
<b>Total Tax Revenues</b>	<b>1,567,562</b>	<b>2,232,004</b>	<b>70.23%</b>	<b>1,511,247</b>	<b>2,146,353</b>	<b>70.41%</b>
<b>LICENSES &amp; PERMITS</b>						
Misc. Licenses	60	275	21.82%	66	251	26.10%
Alcohol Permits	930	3,252	28.58%	5,195	5,262	98.72%
Building Permits	22,496	40,000	56.24%	31,155	50,239	62.01%
Electrical Permits	3,180	12,500	25.44%	5,639	10,840	52.02%
Plumbing Permits	4,205	12,500	33.64%	4,556	10,341	44.06%
Misc. Permits/Film Permits	24,251	20,000	121.26%	18,003	19,750	91.15%
<b>Total L/P Revenues</b>	<b>55,121</b>	<b>88,527</b>	<b>62.26%</b>	<b>64,613</b>	<b>96,683</b>	<b>66.83%</b>
<b>SERVICES</b>						
Inspections	70	750	9.33%	150	150	100.00%
Cemetery	1,972	3,250	60.69%	1,417	3,092	45.82%
Police	84	2,750	3.05%	2,902	3,225	89.98%
Code Enforcement	0	500	0.00%	0	0	0.00%
Streets	0	1,000	0.00%	1,500	1,715	87.46%
Leaf & Limb	175	1,000	17.50%	75	550	13.64%
Sanitation	355,370	837,000	42.46%	342,153	833,321	41.06%
Warehouse	2,550	15,000	17.00%	6,547	7,257	90.21%
Parks & Recreation	10,375	20,500	50.61%	11,033	20,015	55.12%
Library	1,373	3,000	45.77%	2,186	3,624	60.32%
Airport	26,438	51,225	51.61%	17,722	46,012	38.52%
Recreation Center	19,459	50,000	38.92%	41,681	51,583	80.80%
<b>Total Svc Revenues</b>	<b>417,866</b>	<b>985,975</b>	<b>42.38%</b>	<b>427,364</b>	<b>970,544</b>	<b>44.03%</b>
<b>COURT REVENUES</b>						
Fines	11,062	48,500	22.81%	18,122	34,230	52.94%
Admin Fees	329	750	43.82%	303	469	64.69%
CJP Arrest Fees	1,088	4,500	24.19%	1,616	3,202	50.46%
Court Costs	5,219	13,500	38.66%	4,998	9,741	51.31%
Remedies	0	750	0.00%	210	350	60.00%
Court Technology	501	0	0.00%	678	1,129	60.08%
<b>Total Court Revs</b>	<b>18,199</b>	<b>68,000</b>	<b>26.76%</b>	<b>25,927</b>	<b>49,121</b>	<b>52.78%</b>
<b>MISC. SALES &amp; REVS</b>						
Cemetery Plots	16,633	15,000	110.89%	2,267	15,148	14.96%
Franchise Fee - Utility	72,917	175,000	41.67%	72,917	175,000	41.67%
Interest Income	2,844	6,425	44.27%	6,833	12,974	52.67%
Rents	0	0	0.00%	0	0	0.00%
Credit Card Usage Fee	1,336	3,500	38.17%	1,812	2,344	77.30%
Misc Rev/Ins Recovery	6,578	35,911	18.32%	21,176	67,688	31.28%
Sale of Fixed Assets	3,247	5,000	64.94%	5,411	7,062	76.62%
Transfer in from Utility	432,083	1,037,000	41.67%	432,083	1,037,000	41.67%
Other Rev-Lease Purchase	222,923	233,000	95.68%	159,194	159,194	100.00%
<b>Total Misc. Revs</b>	<b>758,561</b>	<b>1,510,836</b>	<b>50.21%</b>	<b>701,693</b>	<b>1,476,410</b>	<b>47.53%</b>
<b>CONTRIBUTIONS</b>						
Public Sources	10,629	1,300	817.65%	9,818	12,730	77.12%
Private Sources	7,363	6,700	109.90%	6,100	6,838	89.21%
Grants	0	6,570	0.00%	43,454	612,252	7.10%
Volunteer Fire Dept	9,176	22,000	41.71%	9,181	23,234	39.52%
B. Hewatt	7,484	7,000	106.91%	7,752	7,752	100.00%
Tucker Foundation	0	0	0.00%	0	0	0.00%
<b>Total Contributions</b>	<b>34,652</b>	<b>43,570</b>	<b>79.53%</b>	<b>76,306</b>	<b>662,806</b>	<b>11.51%</b>
<b>TOTAL REVENUES</b>	<b>2,851,962</b>	<b>4,928,912</b>	<b>57.86%</b>	<b>2,807,149</b>	<b>5,401,917</b>	<b>51.97%</b>
<b>Unassigned Fund Balance - for Chamber Rebuild</b>						
	<b>34,166</b>	<b>80,000</b>		<b>0</b>	<b>0</b>	
<b>GRAND TOTAL REVENUE</b>	<b>2,886,128</b>	<b>5,008,912</b>		<b>2,807,149</b>	<b>5,401,917</b>	

5/12th of budget would be 41.67%



**CITY OF SMITHVILLE**  
**GENERAL FUND EXPENSE RECAP**  
**2020-21**  
**FOR MONTH OF: February**

	2020/2021 Y-T-D	2020/2021 BUDGET	2020/2021 % OF BUDGET USED/COLLECTED	2019/2020 @ 02/28	AMENDED 2019/2020 BUDGET	2019/2020 % OF BUDGET USED/COLLECTED
<b>ADMINISTRATION</b>						
Personnel	61,179	164,077	37.29%	79,498	174,282	45.61%
Services	47,842	92,876	51.51%	44,267	95,539	46.33%
Supplies & Materials	14,936	43,950	33.98%	6,701	19,750	33.93%
Other	33,724	30,862	109.27%	20,851	47,847	43.58%
Capital	34,166	80,000	42.71%	0	4,460	0.00%
Transfer to TAP Loop 230 Grant	0	0	0.00%	0	0	0.00%
<b>Total Admin Expense</b>	<b>191,847</b>	<b>411,764</b>	<b>46.59%</b>	<b>151,317</b>	<b>341,878</b>	<b>44.26%</b>
<b>FINANCE</b>						
Personnel	32,249	78,035	41.33%	29,395	74,478	39.47%
Services	14,028	23,141	60.62%	7,582	22,845	33.19%
Supplies & Materials	577	1,100	52.46%	768	1,100	69.83%
Other	0	0	0.00%	0	0	0.00%
<b>Total Finance Expense</b>	<b>46,853</b>	<b>102,276</b>	<b>45.81%</b>	<b>37,746</b>	<b>98,423</b>	<b>38.35%</b>
<b>POLICE</b>						
Personnel	435,310	1,091,883	39.87%	415,879	1,032,347	40.28%
Services	13,832	38,554	35.88%	17,443	40,934	42.61%
Supplies & Materials	38,551	99,125	38.89%	46,262	97,875	47.27%
Other	37,402	53,586	69.80%	28,744	36,035	79.77%
Capital Expenditures	101,758	100,000	101.76%	56,654	107,083	52.91%
<b>Total Police Expense</b>	<b>626,853</b>	<b>1,383,148</b>	<b>45.32%</b>	<b>564,982</b>	<b>1,314,274</b>	<b>42.99%</b>
<b>ANIMAL CONTROL</b>						
Personnel	17,466	44,145	39.56%	16,949	43,154	39.28%
Services	8,722	9,910	88.01%	8,797	9,935	88.55%
Supplies & Materials	1,109	4,500	24.64%	1,429	3,500	40.84%
Other	409	409	100.07%	420	1,420	29.61%
Capital Expenditures	0	0	0.00%	0	0	0.00%
<b>Total Animal Control Exp</b>	<b>27,705</b>	<b>58,964</b>	<b>46.99%</b>	<b>27,596</b>	<b>58,009</b>	<b>47.57%</b>
<b>COURT</b>						
Personnel	19,711	57,633	34.20%	19,622	49,759	39.44%
Services	4,209	16,648	25.28%	6,492	10,979	59.13%
Supplies & Materials	0	2,100	0.00%	1,435	1,657	86.59%
Other	0	70	0.00%	0	70	0.00%
<b>Total Court Exp</b>	<b>23,920</b>	<b>76,451</b>	<b>31.29%</b>	<b>27,549</b>	<b>62,465</b>	<b>44.10%</b>
<b>FIRE</b>						
Personnel	1,994	1,994	100.00%	1,481	1,481	99.97%
Services	5,303	12,425	42.68%	3,979	11,925	33.37%
Supplies & Materials	10,769	36,350	29.63%	11,648	40,589	28.70%
Other	32,150	37,297	86.20%	34,421	35,756	96.27%
Capital Expenditures	0	0	0.00%	0	0	0.00%
<b>Total Fire Expense</b>	<b>50,216</b>	<b>88,066</b>	<b>57.02%</b>	<b>51,529</b>	<b>89,751</b>	<b>57.41%</b>
<b>LIBRARY</b>						
Personnel	94,453	236,302	39.97%	93,358	233,035	40.06%
Services	6,307	32,619	19.34%	10,370	28,772	36.04%
Supplies (includes Donation/Grant exp)	23,573	36,500	64.58%	18,662	44,700	41.75%
Other	2,427	2,602	93.28%	3,144	3,319	94.72%
Capital Expenditures	0	0	0.00%	0	0	0.00%
<b>Total Library Expense</b>	<b>126,760</b>	<b>308,023</b>	<b>41.15%</b>	<b>125,534</b>	<b>309,826</b>	<b>40.52%</b>
<b>COMMUNITY SERVICE</b>						
Allocated Support	21,444	47,514	45.13%	25,881	43,196	59.92%
<b>Total Community Svc Exp</b>	<b>21,444</b>	<b>47,514</b>	<b>45.13%</b>	<b>25,881</b>	<b>43,196</b>	<b>59.92%</b>
<b>PARKS &amp; RECREATION</b>						
Personnel	88,454	223,697	39.54%	83,655	216,353	38.67%
Services	14,163	38,510	36.78%	14,357	34,358	41.79%
Supplies & Materials	25,746	54,650	47.11%	40,244	90,612	44.41%
Other	10,684	16,784	63.66%	26,778	43,474	61.59%
Capital Expenditures	0	25,000	0.00%	15,960	15,960	100.00%
<b>Total Parks &amp; Recr Exp</b>	<b>139,047</b>	<b>358,641</b>	<b>38.77%</b>	<b>180,993</b>	<b>400,757</b>	<b>45.16%</b>

5/12th of budget would be 41.67%



**CITY OF SMITHVILLE**  
**GENERAL FUND EXPENSE RECAP**  
**2020-21**  
**FOR MONTH OF: February**

	2020/2021 Y-T-D	2020/2021 BUDGET	2020/2021 % OF BUDGET USED/COLLECTED	2019/2020 @ 02/28	AMENDED 2019/2020 BUDGET	2019/2020 % OF BUDGET USED/COLLECTED
<b>RECREATION CENTER</b>						
Personnel	79,401	208,710	38.04%	79,726	192,323	41.45%
Services	30,549	73,744	41.43%	29,211	72,759	40.15%
Supplies & Materials	10,406	32,854	31.67%	23,753	41,393	57.38%
Other	5,656	8,856	63.87%	11,539	12,735	90.61%
Capital Expenditures	0	0	0.00%	0	0	0.00%
<b>Total Recreation Center Exp</b>	<b>126,011</b>	<b>324,164</b>	<b>38.87%</b>	<b>144,228</b>	<b>319,210</b>	<b>45.18%</b>
<b>STREET &amp; ALLEY</b>						
Personnel	55,606	180,735	30.77%	64,925	152,148	42.67%
Services	67,054	87,600	76.55%	48,314	136,806	35.32%
Supplies & Materials	33,844	230,950	14.65%	69,224	158,430	43.69%
Other-Special Projects	13,264	22,788	58.21%	8,245	7,686	107.28%
Capital Expenditures	89,506	83,000	107.84%	28,631	28,631	100.00%
Transfer to HMPG Grant	(410)	0	0.00%	0	53,742	0.00%
<b>Total Street &amp; Alley Exp</b>	<b>258,864</b>	<b>605,073</b>	<b>42.78%</b>	<b>219,339</b>	<b>537,443</b>	<b>40.81%</b>
<b>SOLID WASTE</b>						
Personnel	79,841	214,730	37.18%	82,528	213,219	38.71%
Services	176,117	563,300	31.27%	168,674	532,886	31.65%
Supplies & Materials	18,222	48,100	37.88%	21,542	56,006	38.46%
Other-Special Projects	13,316	38,054	34.99%	8,227	28,190	29.18%
Capital Expenditures	31,659	50,000	63.32%	71,480	71,480	100.00%
<b>Total Solid Waste Exp</b>	<b>319,155</b>	<b>914,184</b>	<b>34.91%</b>	<b>352,450</b>	<b>901,781</b>	<b>39.08%</b>
<b>ENFORCEMENT &amp; INSPEC</b>						
Personnel	35,412	76,112	46.53%	31,745	82,425	38.51%
Services	2,231	38,045	5.86%	18,847	31,048	60.70%
Supplies & Materials	3,356	6,175	54.34%	2,322	8,134	28.55%
Other	517	562	92.07%	517	562	92.07%
Capital Expenditures	0	0	0.00%	0	0	0.00%
<b>Total Enforcement/Insp Exp</b>	<b>41,516</b>	<b>120,894</b>	<b>34.34%</b>	<b>53,433</b>	<b>122,169</b>	<b>43.74%</b>
<b>CEMETERY</b>						
Personnel	0	0	0.00%	3,324	3,324	100.00%
Services	33,999	80,730	42.11%	4,078	49,611	8.22%
Supplies & Materials	500	5,000	10.01%	1,591	7,496	21.22%
Other	111	111	100.25%	345	345	99.99%
Capital Expenditures	0	0	0.00%	0	0	0.00%
<b>Total Cemetery Expense</b>	<b>34,610</b>	<b>85,841</b>	<b>40.32%</b>	<b>9,338</b>	<b>60,776</b>	<b>15.36%</b>
<b>AIRPORT</b>						
Services	14,647	35,360	41.42%	13,346	34,165	39.06%
Supplies & Materials	1,657	3,700	44.77%	2,038	9,368	21.75%
Other	33,630	8,312	404.59%	3,073	10,076	30.50%
Capital Expenditures	0	0	0.00%	0	478,825	0.00%
<b>Total Airport Expense</b>	<b>49,933</b>	<b>47,372</b>	<b>105.41%</b>	<b>18,458</b>	<b>532,434</b>	<b>3.47%</b>
<b>GRANTS &amp; ECONOMIC DEVELOPMENT</b>						
Personnel	16,830	41,796	40.27%	16,540	41,888	39.49%
Services	2,181	9,740	22.39%	3,844	5,837	65.86%
Supplies & Materials	0	0	0.00%	0	700	0.00%
Other	13,750	25,000	55.00%	8,632	24,882	34.69%
Capital Expenditures	0	0	0.00%	0	0	0.00%
<b>Total Grant &amp; Eco Development Exp</b>	<b>32,761</b>	<b>76,536</b>	<b>42.80%</b>	<b>29,017</b>	<b>73,307</b>	<b>39.58%</b>
<b>TOTAL EXPENSES</b>	<b>2,117,497</b>	<b>5,008,912</b>	<b>42.27%</b>	<b>2,019,387</b>	<b>5,265,699</b>	<b>38.35%</b>
<b>TOTAL REVENUES</b>	<b>2,886,128</b>	<b>5,008,912</b>	<b>57.62%</b>	<b>2,807,149</b>	<b>5,401,917</b>	<b>51.97%</b>
<i>Revenues Over/Under Expenses</i>	<b>768,631</b>	<b>0</b>		<b>787,762</b>	<b>136,218</b>	

**CITY OF SMITHVILLE**  
**GENERAL FUND EXPENSE RECAP**  
**2020-21**  
**FOR MONTH OF: February**

	2020/2021 Y-T-D	2020/2021 BUDGET	2020/2021 % OF BUDGET USED/COLLECTED	2019/2020 @ 02/28	AMENDED 2019/2020 BUDGET	2019/2020 % OF BUDGET USED/COLLECTED
<b>Maintenance Fund</b>						
<b>Revenues</b>	<b>29,812</b>	<b>102,212</b>	29.17%	<b>29,274</b>	<b>100,369</b>	29.17%
Personnel Expense	25,998	67,508	38.51%	25,339	66,515	38.10%
Services Expense	1,342	4,355	30.81%	1,557	4,505	34.55%
Supplies Expense	16,281	30,055	54.17%	15,980	29,055	55.00%
Other Expense	294	294	100.00%	294	294	100.00%
Capital Expense	0	0	0.00%	0	0	0.00%
<b>Total Maint Fund Exp</b>	<b>43,915</b>	<b>102,212</b>	<b>42.96%</b>	<b>43,170</b>	<b>100,369</b>	<b>43.01%</b>
<i>Revenues Over/Under Expenses</i>	<b>(14,104)</b>	<b>0</b>		<b>(13,896)</b>	<b>0</b>	

**CITY OF SMITHVILLE  
UTILITY FUND RECAP  
2020-2021**

**FOR MONTH OF: February**

	2020/2021 Y-T-D	2020/2021 BUDGET	2020/2021 % OF BUDGET USED/COLLECTED	2019/20 @ 02/28	AMENDED 2019/20 BUDGET	2019/20 % OF BUDGET USED/COLLECTED
<b>REVENUES:</b>						
Electric	1,796,459	4,877,710	36.83%	1,773,693	4,849,952	36.57%
Water	367,749	861,200	42.70%	321,380	849,477	37.83%
Wastewater	280,979	697,500	40.28%	275,036	657,978	41.80%
Miscellaneous	235,148	546,562	43.02%	242,989	535,486	45.38%
<b>TOTAL REVENUES</b>	<b>2,680,335</b>	<b>6,982,972</b>	<b>38.38%</b>	<b>2,613,098</b>	<b>6,892,892</b>	<b>37.91%</b>
<b>EXPENSES:</b>						
Administration	658,669	2,446,927	26.92%	666,347	1,454,989	45.80%
Electric	1,219,580	3,094,384	39.41%	1,035,221	2,894,802	35.76%
Recycle	21,828	56,566	38.59%	21,451	75,131	28.55%
Water	159,383	352,720	45.19%	203,185	540,495	37.59%
Wastewater	536,713	858,959	62.48%	525,887	687,996	76.44%
Transfers	468,333	173,417	270.06%	468,333	1,124,000	41.67%
<b>TOTAL EXPENSES</b>	<b>3,064,506</b>	<b>6,982,972</b>	<b>43.89%</b>	<b>2,920,424</b>	<b>6,777,412</b>	<b>43.09%</b>
<b>Revenues Over/(Under)</b>						
<b>Expenses:</b>	<b>(384,171)</b>	<b>(0)</b>		<b>(307,326)</b>	<b>115,480</b>	



**CITY OF SMITHVILLE**  
**UTILITY FUND REVENUE RECAP**  
**2020-2021**  
**FOR MONTH OF: February**

	2020/2021 Y-T-D	2020/2021 BUDGET	2020/2021 % OF BUDGET USED/COLLECTED	2019/2020 @02/28	AMENDED 2019/2020 BUDGET	2019/2020 % OF BUDGET USED/COLLECTED
<b>REVENUES:</b>						
<b>ELECTRIC</b>						
Residential Electric	1,048,679	2,860,000	36.67%	1,037,283	2,883,534	35.97%
Small Genl Electric	153,883	425,000	36.21%	154,545	410,525	37.65%
Large Genl Electric	506,753	1,400,000	36.20%	511,095	1,360,158	37.58%
Public Lighting	5,798	13,800	42.02%	5,412	13,451	40.23%
Interdepartmental	58,444	146,510	39.89%	53,340	139,841	38.14%
Electric Opt Out Fees	1,050	2,400	43.75%	1,100	2,630	41.83%
Charge for Svcs - Electric	21,851	30,000	72.84%	10,920	39,813	27.43%
<b>Total Electric Revs</b>	<b>1,796,459</b>	<b>4,877,710</b>	<b>36.83%</b>	<b>1,773,693</b>	<b>4,849,952</b>	<b>36.57%</b>
<b>WATER</b>						
Metered Sales	341,035	820,000	41.59%	306,910	803,039	38.22%
Unmetered Sales	715	1,200	59.54%	470	1,938	24.25%
Water Taps	26,000	40,000	65.00%	14,000	44,500	31.46%
<b>Total Water Revs</b>	<b>367,749</b>	<b>861,200</b>	<b>42.70%</b>	<b>321,380</b>	<b>849,477</b>	<b>37.83%</b>
<b>WASTEWATER</b>						
Flat Rate Charge	260,979	660,000	39.54%	262,536	625,478	41.97%
Sewer Taps	20,000	37,500	53.33%	12,500	32,500	38.46%
<b>Total WasteW Revs</b>	<b>280,979</b>	<b>697,500</b>	<b>40.28%</b>	<b>275,036</b>	<b>657,978</b>	<b>41.80%</b>
<b>MISC. SALES &amp; REVS</b>						
Utility Service Transfer Fee	300	1,400	21.43%	475	1,025	46.36%
Rents	5,844	22,220	26.30%	5,497	20,722	26.53%
Grants	0	0	0.00%	0	0	0.00%
W/WW Imp Fee - '19 CO's	61,496	147,500	41.69%	61,468	146,688	41.90%
Drainage/System Imp Fees	58,996	139,000	42.44%	58,077	139,946	41.50%
Utility Penalties	83,581	125,000	66.86%	59,027	116,834	50.52%
Interest Income	3,258	13,000	25.06%	10,408	17,898	58.15%
Credit Card Usage Fee	9,644	18,000	53.58%	8,136	12,464	65.28%
Misc Income/Ins Recovery	4,670	11,600	40.26%	5,802	11,804	49.15%
QECB Treasury Subsidy	0	60,842	0.00%	33,399	65,848	50.72%
Sale of Fixed Assets	0	3,000	0.00%	1	1	100.00%
Sale of Recyclables	7,359	5,000	147.17%	699	2,256	30.98%
<b>Total Misc. Revs</b>	<b>235,148</b>	<b>546,562</b>	<b>43.02%</b>	<b>242,989</b>	<b>535,486</b>	<b>45.38%</b>
<b>TOTAL REVENUES</b>	<b>2,680,335</b>	<b>6,982,972</b>	<b>38.38%</b>	<b>2,613,098</b>	<b>6,892,892</b>	<b>37.91%</b>

**CITY OF SMITHVILLE  
UTILITY FUND EXPENSE RECAP  
2020-2021**

**FOR MONTH OF: February**

	2020/2021 Y-T-D	2020/2021 BUDGET	2020/2021 % OF BUDGET USED/COLLECTED	2019/2020 @02/28	AMENDED 2019/2020 BUDGET	2019/2020 % OF BUDGET USED/COLLECTED
<b>REVENUES</b>	<b>2,680,335</b>	<b>6,982,972</b>	<b>38.38%</b>	<b>2,613,098</b>	<b>6,892,892</b>	<b>37.91%</b>
<b>EXPENSES</b>						
<b>ADMINISTRATION</b>						
Personnel	241,117	611,958	39.40%	241,437	602,817	40.05%
Services	112,375	194,515	57.77%	92,625	205,039	45.17%
Supplies & Matls	5,650	13,625	41.47%	9,083	15,467	58.72%
Other	299,527	676,246	44.29%	323,202	631,666	51.17%
Capital	0	0	0.00%	0	0	0.00%
Transfer to USDA SH95	0	0	0.00%	0	0	0.00%
Transfer to I & S	36,250	87,000	41.67%	36,250	87,000	41.67%
Transfer to General	432,083	1,037,000	41.67%	432,083	1,037,000	41.67%
<b>Total Admin Exp</b>	<b>1,127,002</b>	<b>2,620,344</b>	<b>43.01%</b>	<b>1,134,680</b>	<b>2,578,989</b>	<b>44.00%</b>
<b>ELECTRIC</b>						
Personnel	105,766	274,624	38.51%	99,780	252,452	39.52%
Services	7,965	72,481	10.99%	2,100	102,719	2.04%
Supplies & Matls	1,087,923	2,714,000	40.09%	881,349	2,400,775	36.71%
Other	17,926	33,279	53.86%	51,992	138,856	37.44%
Capital	0	0	0.00%	0	0	0.00%
<b>Total Electric Exp</b>	<b>1,219,580</b>	<b>3,094,384</b>	<b>39.41%</b>	<b>1,035,221</b>	<b>2,894,802</b>	<b>35.76%</b>
<b>RECYCLE</b>						
Personnel	15,682	39,962	39.24%	15,469	39,488	39.17%
Services	581	2,405	24.18%	2,606	9,076	28.71%
Supplies&Matls	2,398	5,900	40.65%	1,822	18,203	10.01%
Other	3,166	8,299	38.15%	1,554	8,364	18.58%
Capital	0	0	0.00%	0	0	0.00%
<b>Total Recycle Exp</b>	<b>21,828</b>	<b>56,566</b>	<b>38.59%</b>	<b>21,451</b>	<b>75,131</b>	<b>28.55%</b>
<b>WATER</b>						
Personnel	50,541	130,215	38.81%	52,347	130,000	40.27%
Services	8,325	71,615	11.62%	25,561	50,943	50.18%
Supplies & Matls	33,498	78,850	42.48%	38,599	108,120	35.70%
Other	67,020	72,040	93.03%	82,826	251,432	32.94%
Capital	0	0	0.00%	3,853	0	0.00%
Transfer to CDBG	0	0	0.00%	0	0	0.00%
<b>Total Water Exp</b>	<b>159,383</b>	<b>352,720</b>	<b>45.19%</b>	<b>203,185</b>	<b>540,495</b>	<b>37.59%</b>
<b>WASTEWATER</b>						
Personnel	57,163	145,061	39.41%	55,139	142,356	38.73%
Services	77,553	188,970	41.04%	72,526	194,103	37.36%
Supplies & Matls	41,931	101,000	41.52%	42,289	144,728	29.22%
Other	360,066	423,928	84.94%	352,080	206,810	170.24%
Capital	0	0	0.00%	3,853	0	0.00%
<b>Total W/Water Exp</b>	<b>536,713</b>	<b>858,959</b>	<b>62.48%</b>	<b>525,887</b>	<b>687,996</b>	<b>76.44%</b>
<b>TOTAL EXPENSES</b>	<b>3,064,506</b>	<b>6,982,972</b>	<b>43.89%</b>	<b>2,920,424</b>	<b>6,777,412</b>	<b>43.09%</b>
<b>REVENUES OVER/(UNDER)</b>						
<b>EXPENSES:</b>	<b>(384,171)</b>	<b>(0)</b>		<b>(307,326)</b>	<b>115,480</b>	

CITY OF SMITHVILLE

Utility Department

Report For The Month Of:	Feb 2021
	_____
Number Of Electric Customers:	2270
	_____
Number Of New Customers:	37
	_____
Number Of Customers Leaving The City:	25
	_____
Number Of Customers Penalized:	417
	_____
Number of Customers "Cut-Off" For Non-Payment:	(19) 16 Reconnected
	_____



**CITY OF SMITHVILLE  
DEBT SERVICE RECAP  
FOR MONTH OF: February, 2021**

	<b>2020/2021</b>		<b>2020/2021</b>		<b>2020/2021</b>		<b>2019/2020</b>		<b>AMENDED</b>		<b>2019/2020</b>	
	<b>Y-T-D</b>	<b>BUDGET</b>	<b>% OF BUDGET</b>	<b>USED/COLLECTED</b>	<b>Y-T-D</b>	<b>BUDGET</b>	<b>% OF BUDGET</b>	<b>USED/COLLECTED</b>	<b>2019/2020</b>	<b>BUDGET</b>	<b>2019/2020</b>	<b>% OF BUDGET</b>
<b>REVENUES:</b>												
Property Taxes *	294,303	321,555	91.52%		312,396	338,938	92.17%		338,938		92.17%	
Drainage/System Imp Utility Fees	36,250	87,000	41.67%		36,250	87,000	41.67%		87,000		41.67%	
Transfer In	32,303	0	0.00%		0	0	0.00%		0		0.00%	
Interest	123	0	0.00%		2,658	3,476	76.47%		3,476		76.47%	
<b>Total Revenues</b>	<b>362,979</b>	<b>408,555</b>	<b>88.84%</b>		<b>351,304</b>	<b>429,414</b>	<b>81.81%</b>		<b>429,414</b>		<b>81.81%</b>	
<b>EXPENSES:</b>												
Bond P&I Pymts '05 C of O's (refin '01)	214,095	214,095	100.00%		207,995	212,090	98.07%		212,090		98.07%	
Bond P&I Pymts '18 C of O's (refin '09)	154,268	166,785	92.49%		161,008	175,275	91.86%		175,275		91.86%	
Bond P&I Pymts '19 C of O's	18,963	27,675	68.52%		14,088	23,050	61.12%		23,050		61.12%	
<b>Total Expenses</b>	<b>387,325</b>	<b>408,555</b>	<b>94.80%</b>		<b>383,090</b>	<b>410,415</b>	<b>93.34%</b>		<b>410,415</b>		<b>93.34%</b>	
<b>NET OF REVENUES OVER (UNDER) EXPENSES</b>	<b>(24,346)</b>	<b>0</b>			<b>(31,786)</b>	<b>18,999</b>			<b>18,999</b>			

\* 2019-20 values include \$15,804 excess collections from FY 2018

\* 2020-21 values include \$17,516 excess collections from FY 2019